

Edge-core
NETWORKS

Integrated Wi-Fi Solution designed for Managed Service Provider (MSPs), Enterprise, and Hotspots



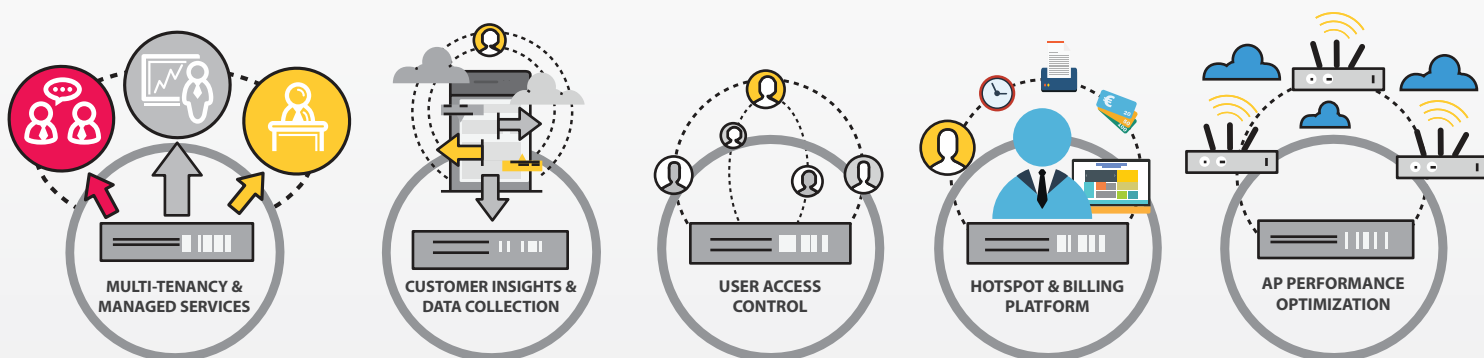
www.epsglobal.com/products/enterprise-network/enterprise-wireless

Overview

Be connected on the move with high-bandwidth. With fast growing on the smart phone and tablets, people are always looking for high-bandwidth access to share their photo/video on the move. 11ac Wi-Fi became essential and cost-effective infrastructure on different indoor and outdoor environment.

Focusing on enterprise, campus and hospitality market, Edgecore Networks offers the integrated managed Wi-Fi solutions to meet enterprise and hospitality environment with robust Wi-Fi performance, user-friendly and advanced security for users through its affordable controller-based Wi-Fi solutions.

Features and Benefit



Multi-Tenancy and Managed Services

Service Zone creations allow virtual controllers with independent networks configurations, authentication settings, Wi-Fi login pages, like location-based advertisement Multi-tenancy architecture allows for creation of multiple administrator accounts with different privileges for each accounts Each administrator can monitor and manage their own Service Zones and access points for MSP.

Customer Insights and Data Collection

Comprehensive methods for Wi-Fi users authentication and simultaneously enable multiple authentication Multiple ways for user login, including social media login, customized captive portal, email and SMS login to help to collect basic user information for effective campaigns Role-based user access control increase network utilization efficiency, such as schedule-based firewall, user bandwidth allocation, traffic classification, and specific routing policies Detailed logs and reporting mechanism with user events and browsing history for administrators.

Hotspot and Billing Integrated Platform

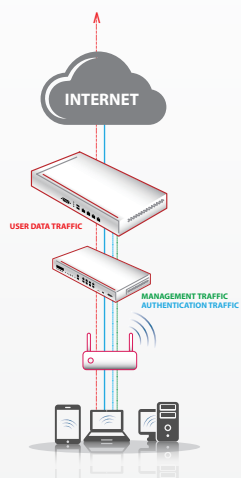
On-demand account, designed for chain store/hotspot café, generates accounts and billing platform for guests Tiered Wi-Fi services, designed for hotel and public venues to offer multi-tier serve levels with options to integrate with PMS system in hotel On-demand account API enables integration with external 3rd party system for creating Wi-Fi user accounts.

Wireless Performance Optimization

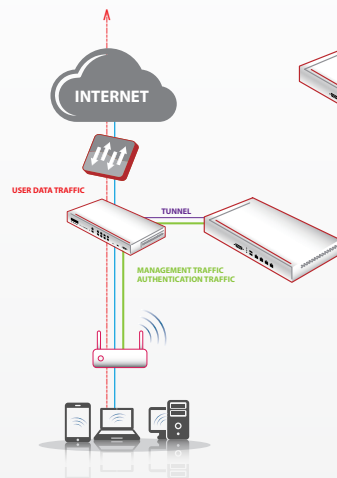
Wi-Fi Monitoring tool and simulation assist the initial site survey and network planning and offers real-time monitoring and visualization of Wi-Fi networks performance and statistics Dynamic channel selection automatically assign the optimal new channels Layer 2 firewall function decrease airtime utilization and improved wireless performance by preventing unnecessary packets transmitted.

Solution Architecture

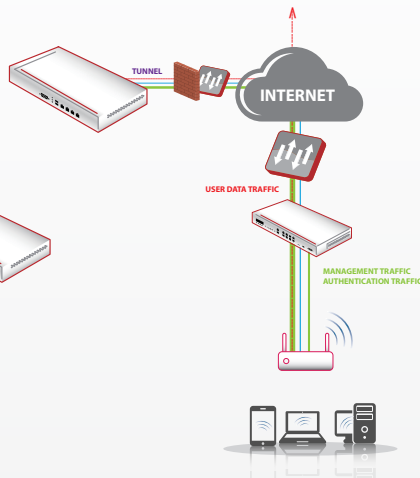
Layer 2 Deployment without Tunnel



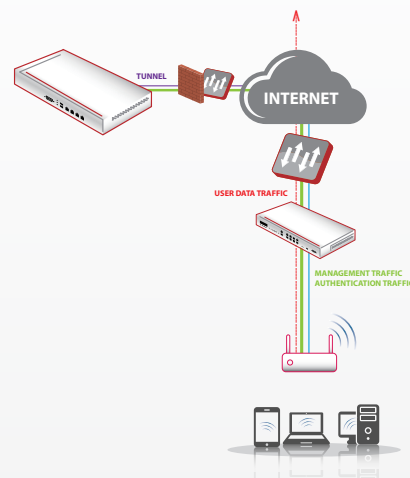
Layer 2 Deployment with split Tunnel



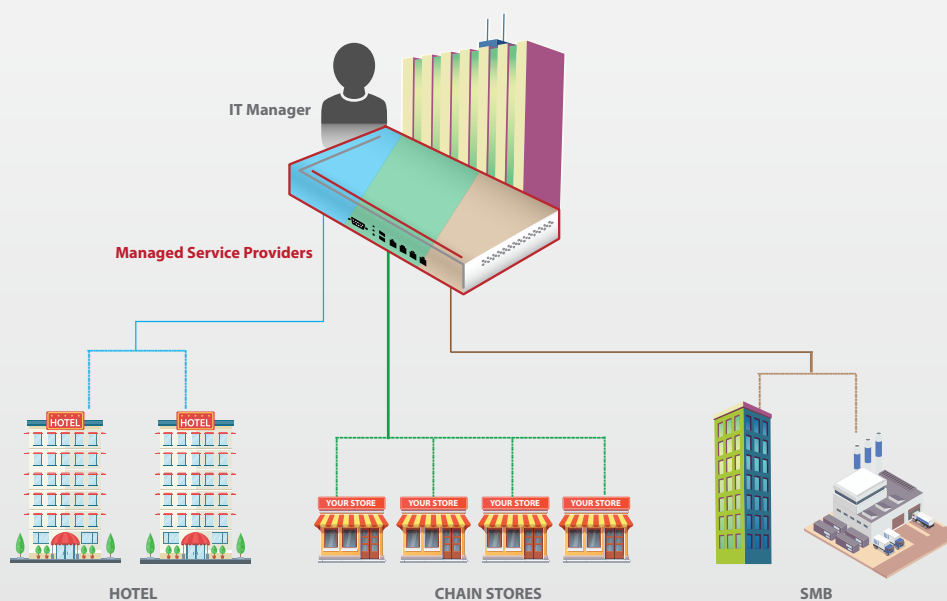
Layer 3 Deployment with complete Tunnel



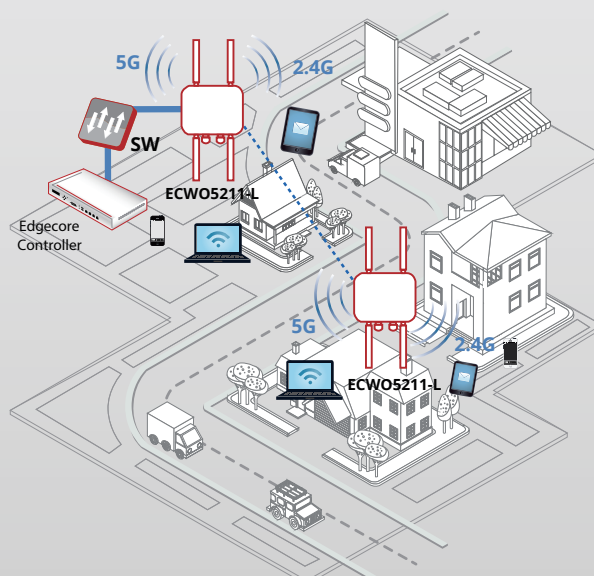
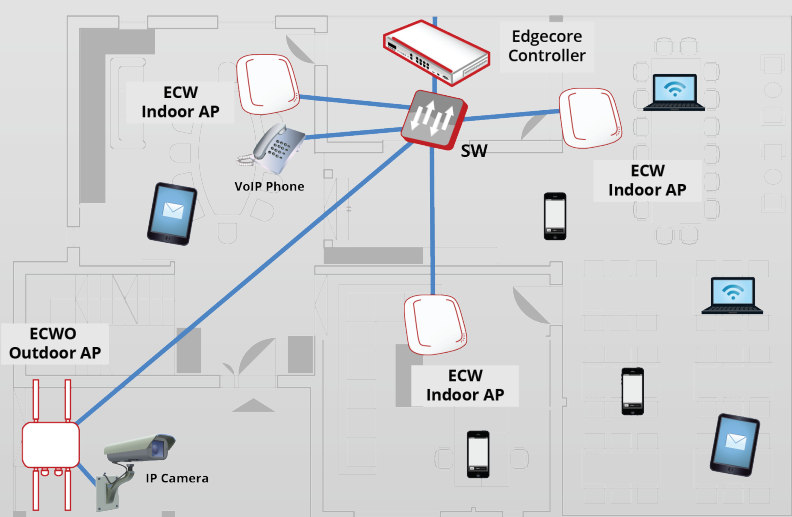
Layer 3 Deployment with split Tunnel



Multi-Tenancy and Managed Services



Indoor/outdoor wireless AP with controller



Product Comparison Table

Indoor
access point



Model Number	ECW100	ECW5210-L	ECW5211-L	ECW5410-L
Wi-Fi	11ac	11ac	11ac wave2	11ac wave2
Radios	2.4 GHz, 5 GHz	2.4 GHz, 5 GHz	2.4 GHz, 5 GHz, BLE	2.4 GHz, 5 GHz, BLE
MIMO	2x2:2	3x3:3	2x2:2	4x4:4
PoE Specification	802.3af	802.3at	802.3af	802.3at
Uplink Ports	1 x GbE (PoE)	1 x GbE (PoE)	1 x GbE (PoE)	1 x GbE (PoE)
LAN Ports	1 x GbE	--	1 x GbE	1 x GbE
Other Ports	1 x Pass-Through RJ11	--	1 x USB 2.0	1 x RJ45 Console Port 1 x USB 2.0
ESSIDs	16	32	32	32
Max. Power Consumption	8W	17W	9W	22.5W
Mounting	In-Wall	Wall / Ceiling Mount	Wall / Ceiling Mount	Wall / Ceiling Mount
Dimensions (H x W x D; cm)	US: 11.5 x 7.0 x 4.0 EU: 8.5 x 8.5 x 4.0	18.0 x 18.0 x 4.4	14.7 x 14.7 x 3.5	19.0 x 19.0 x 3.3
Weight	0.12 kg	0.61 kg	0.36 kg	0.61 kg

Hotspot gateway
& ticketing



Model Number	ECH502
Wireless Standard	11ac wave2
Radios	2.4 GHz, 5 GHz, BLE
MIMO	2x2:2
ESSIDs	8
Uplink Ports	1 x GbE (PoE)
LAN Ports	1 x GbE
Other Ports	1 x USB 2.0
Mounting	Wall / Ceiling Mount
Authentication Types	802.1X / UAM (browser-based) / IP or MAC-based
Authentication Servers	Local / On-Demand / Guest / RADIUS
Social Media Login	Facebook / Google+ / Line / Open ID
Dimensions (W x D x H; cm)	14.7 x 14.7 x 3.5
Weight	0.55 kg

Outdoor
access point



Model Number	ECWO5210-L	ECWO5211-L	ECWO5212-L	ECWO5213-L
Wi-Fi	11ac	11ac wave2	11ac	11ac wave2
Radios	2.4 GHz, 5 GHz	2.4 GHz, 5 GHz, BLE, GPS	2.4 GHz, 5 GHz	2.4 GHz, 5 GHz, BLE, GPS
MIMO	3x3:3	2x2:2	2x2:2	2x2:2
PoE Specification	802.3at	802.3at	802.3at	802.3at
Uplink Ports	1 x GbE (PoE)	1 x GbE (PoE)	1 x GbE (PoE)	1 x GbE (PoE)
LAN Ports	1 x GbE (802.3af downlink PoE)	1 x GbE	1 x GbE	1 x GbE
Other Ports	1 x RJ45 Console Port / 1 x Vent	1 x Vent	1 x Vent	1 x Vent
ESSIDs	32	32	32	32
Max. Power Consumption	22W	20W	16W	20W
Mounting	Pole Mount	Pole mount	Pole mount	Pole mount
IP Rating	IP68	IP68	IP68	IP68
Dimensions (H x W x D; cm)	25.0 x 20.0 x 7.4	25.0 x 20.0 x 8.0	16.3 x 16.3 x 4.7	25.0 x 20.0 x 8.0
Weight	2.80 kg	1.49 kg	0.35 kg	1.23 kg



Model Number	EC-PP200
Power	Input: 24 VDC / 2.5A
Interfaces	Serial: 1 x RS-232 port / USB type-B port
Print Method	Thermal line printing
Print Speed	250 mm/sec
Print Life	100 km
Dimensions (W x D x H; cm)	17.6 x 14.6 x 12.4
Operating Temperature	0°C (32°F) to 45°C (113°F)
Operating Humidity	0% to 80% non-condensing

Wireless
lan controller



Model Number	EWS101	EWS5203	EWS5204	EWS5207
Managed APs	20	150	600	1,500
Local Accounts	2,000	10,000	30,000	30,000
On-Demand Accounts	2,000	10,000	30,000	30,000
Recommended Concurrent Users	60	800	2,000	5,000
Form Factor	7.5" Desktop	19" Rack-mount (1U)	19" Rack-mount (1U)	19" Rack-mount (2U)
WAN Ports	1 x GbE	2 x GbE or 2 x 1G SFP	2 x GbE ; 2 x 1G SFP	2 x GbE ; 2 x 10G SFP+
LAN Ports	4 x GbE	8 x GbE	6 x GbE ; 2 x 1G SFP	6 x GbE ; 2 x 10G SFP+
High Availability	No	Yes	Yes	Yes
Power	DC Input: 12V / 1A	Input: 100-240 VAC	Input: 100-240 VAC	Input: 100-240 VAC
LED Indicator	Status	Power, Status	Power, HDD	Power, Power Error, HDD, System Standby
Buttons	Reset / Restart	Reset / Restart	Restart	Restart
LCD Display	No	No	Yes	Yes
Operating Temperature	0°C (32°F) ~ 40°C (104°F)	0°C (32°F) ~ 40°C (104°F)	0°C (32°F) ~ 40°C (104°F)	0°C (32°F) ~ 40°C (104°F)
Operating Humidity	5% ~ 95% non-condensing	10% ~ 90% non-condensing	10% to 90% non-condensing	10% ~ 90% non-condensing
Dimensions (W x D x H; cm)	19.0 x 13.3 x 3.3	44.0 x 28.0 x 4.4	43.8 x 30.0 x 4.4	43.8 x 47.0 x 8.8
Weight	0.82 kg	2.6 kg	5.2 kg	18.00 kg



www.epsglobal.com/products/enterprise-network/enterprise-wireless

*Capacity limits may vary depending on configuration parameters

© Copyright 2019 Edgecore Networks Corporation.
The information contained herein is subject to change without notice. This document is for informational purposes only and does not set forth any warranty, expressed or implied, concerning any equipment, equipment feature, or service offered by Edgecore Networks Corporation. Edgecore Networks Corporation shall not be liable for technical or editorial errors or omissions contained herein.