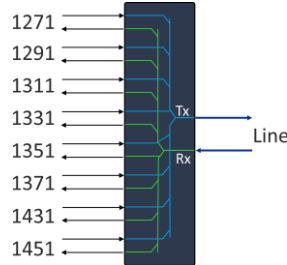



H-MD-C08L-LL

Low-loss 8-channel CWDM Low Band Mux/Demux



OVERVIEW

The H-MD-C08L-LL is a low-loss 8ch CWDM Mux/DeMux operating on the low CWDM channel, 1271 to 1451nm. The two channels 1391 and 1411nm are skipped since these are subject to the high water-peak attenuation that can be present in older fiber types. The H-MD-C08L-LL can be used stand-alone or in combination with e.g. the high CWDM-band filters H-MD-C09H-E-LL, H-MD-C09 or H-MD-C05.

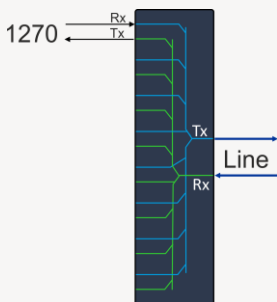
H-MD-C08L-LL has the exact same channel coverage as the H-MD-C08 but has a different filter design to provide lower losses. H-MD-C08L-LL can thus be a better/necessary choice in networks with higher losses, stretched distances or networks with cascaded filters. H-MD-C08 is a more cost-effective choice where its losses are within the requirements.

The H-MD-C08L-LL filter supports the industrial temperature (I-temp) range of -40°C to +85°C (-40°F to +185°F) which gives an extended application range into sites without temperature control. If the operating temperature is kept within 0 to +70°C (+32 to +158°F) some of the worst-case loss values will be reduced. The listed loss values in the below table are for 0 to +70°C operation. Loss values increased at I-temp conditions are marked.


The H-Series filters are mounted in a 1 RU mounting bracket solution, and the filter module sizes vary depending on type of filter.

The H-MD-C08L-LL is compliant with ITU-T G.694.2

FUNCTIONAL OVERVIEW AND PORT DESCRIPTION



Client and Line signals entering the filter is denoted "Rx".
Client and Line signals exiting the filter is denoted "Tx".



Line Rx	1270 Tx	1310 Rx	1350 Tx	1430 Tx
Line Tx	1270 Rx	1310 Tx	1350 Rx	1430 Rx
NC	1290 Tx	1330 Rx	1370 Tx	1450 Tx
NC	1290 Rx	1330 Tx	1370 Rx	1450 Rx

Note: The channel labels "1270", "1290" etc on the overlay are not representing the actual center wavelengths. The actual center wavelengths are at 1271nm, 1291nm etc. as listed in the table below. Note column dependent location of Tx and Rx ports.

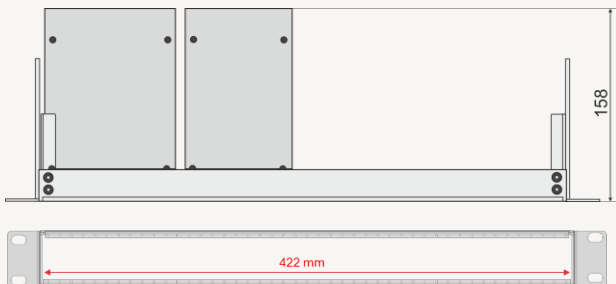
Subject to change without notice.

For more information visit smartoptics.com.

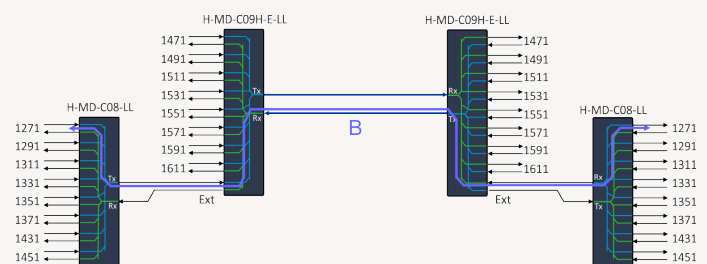
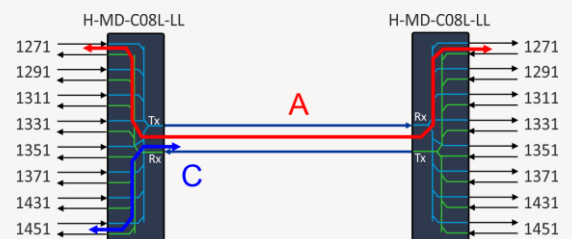
TECHNICAL SPECIFICATIONS

Parameter	C-temp conditions	I-temp Conditions
Operating wavelength range	1260nm to 1620nm	⇐
Channels	1271, 1291, 1311, 1331, 1351, 1371, 1431, 1451nm	⇐
Channel spacing	20nm	⇐
Channel passband	ITU±7nm	⇐
Insertion loss ch ⇔ Line (C)	Typical 2.0dB Max 2.2dB	Typical 2.2dB Max 2.4dB
Link loss, ch ⇔ Line ⇔ Line ⇔ ch (A)	Typical 2.6dB Max 3.0dB	Typical 2.8dB Max 3.2dB
Link loss, channels when combined with H-MD-C09H-E-LL (B)	Max 4.6dB	⇐
Isolation, adjacent channel	Min 30dB	⇐
Isolation, non-adjacent channel	Min 40dB	⇐
Ripple, passband	Max 0.5dB	⇐
Directivity	Min 45dB	⇐
Return loss	Min 40dB	⇐
Polarization dependent loss	Max 0.2dB	⇐
Polarization mode dispersion	Max 0.20ps	⇐
Max optical power	Max 300mW	⇐
Operating temperature	0°C to +70°C	-40°C to +85°C
Storage temperature	-40°C to +85°C	⇐
Connector type	LC/UPC	⇐
Module width	75 mm	⇐

Note! A typical loss value is to be seen as a value that ~90% of a population has at beginning of life and at room temperature. The max value is the guaranteed worst-case value over time and over temperature.



Mounting bracket dimensions with two example filters.



ORDER INFORMATION

Part number	Description
H-MD-C08L-LL	H-Series: 8ch CWDM Low band Low Loss Mux/Demux, 1271, 1291, 1311, 1331, 1351, 1371, 1431, 1451nm, 75mm, LC/UPC

Smartoptics makes no warranties or representations, expressed or implied, of any kind relative to the information or any portion thereof contained in this document or its adaptation or use, and assumes no responsibility or liability of any kind, including, but not limited to, indirect, special, consequential or incidental damages, for any errors or inaccuracies contained in the information or arising from the adaptation or use of the information or any portion thereof. The information in this document is subject to change without notice.

Subject to change without notice.

For more information visit smartoptics.com.

