

# PacketMAX™: Advanced Aggregators

High Density Aggregation, Filtering, Replication and Load Balancing



PacketMAX™: Advanced Aggregators are part of Garland Technology's purpose-built network packet broker line. These traffic aggregators are designed for high density filtering, aggregation, replication and load balancing to optimize port utilization of existing infrastructure, or as a stand alone device in L2-L4 filtering applications.

Garland's Advanced Aggregators are scalable and flexible, offering a wide range of options to meet your traffic needs. With speeds from 1G / 10G / 25G / 40G / 100G, 1/2 rack, 1U and 2U high density form factors, and features like GRE/VXLAN Tunneling included with no additional per-port license fees, you have the ability to deploy what you need, when you need it.

We believe that securing and monitoring your network is the ultimate goal. Network packet brokers are critical to accomplishing that goal by providing the management of network traffic from multiple links to optimize the performance of your network monitoring and security tools.

## Key Features •

- Supports 1G/10G/25G/40G/100
- Aggregate network traffic to a single or multiple tools (1:1, 1:N, N:1, N:N)
- OpenFlow/SDN enabled
- NTP support
- Ingress filter support IPv4, IPv6 and UDF L2, L3 and L4
- Drop filter support IPv4, IPv6
- 1k filters
- Tunnel Encapsulate GRE, I2GRE and VxLAN
- Tunnel Decapsulate GRE, I2GRE and VxLAN
- MPLS support (strip 1 MPLS label)
- Session/flow aware load balancing
- Configurable hash-based load balancing
- Flow replication and port mirroring
- Restful API
- Data burst buffering
- Port splitting functionality
- Supports jumbo frames
- RADIUS authentication
- Import custom SSL certificates/HTTPS
- Remote management GUI and SSH
- Remote monitoring Syslog and SNMPv2c
- Hot swappable, dual power supplies AC standard, DC available
- No additional per-port license fees

## APPLICATIONS

- Aggregation of multiple TAP/SPAN ports for increased utilization
- Connect to Network Packet Broker or directly to tools
- Aggregation solution for large and medium size data centers
- Aggregation for enterprise and service provider networks

## FILTERS HIGHLIGHTS:

- User defined filters for Layer 2, 3, and 4
- IPv4/IPv6, MAC, L4Port, VLAN, Ethertype, IP protocol
- Supports MPLS stripping, single and stacked
- Supports VLAN stripping, QinQ support
- Full line rate filtering
- Packet modification

## Competitive Edge

- Scalability and Flexibility: Modular solutions for future growth
- Multi-source agreement (MSA) transceivers/optics support, no vendor lock-in
- No additional port/feature license fees
- Simple: With easy set management, or by incorporating Restful API, focus on the tools










## Have Questions?

sales@garlandtechnology.com  
+716.242.8500  
garlandtechnology.com

Design-IT Demo  
[garlandtechnology.com/design-it](http://garlandtechnology.com/design-it)

# PacketMAX™: Advanced Aggregators

High Density Aggregation, Filtering, Replication and Load Balancing

Advanced Aggregator options								
Model #	Ports	Network Speed	1G Ports	1/10G Ports	25G Ports	40G Ports	100G Ports	Power Supplies Model #
AA1G52ACv2		10M/100M 1G/10G	(48) RJ45	(4) SFP+	-	-	-	PSU-AC-AA1-F
AA10G54AC		1G/10G/40G	-	(48) SFP/SFP+	-	(6) QSFP+	-	PSU-AC-AA10-F
AA10G54DC		1G/10G/40G	-	(48) SFP/SFP+	-	(6) QSFP+	-	PSU-48V-AA10-F
AA100G32AC		10G/25G 40G/100G	-	(32) 4x 10G	(32) 4x 25G	(32) QSFP+	(32) QSFP28	PSU-AC-AA100-F
AA100G32DC		10G/25G 40G/100G	-	(32) 4x 10G	(32) 4x 25G	(32) QSFP+	(32) QSFP28	PSU-48V-AA100-F
AA100G64AC		10G/25G 40G/100G	-	(20) 4x 10G	(20) 4x 25G	(64) QSFP+	(64) QSFP28	PSU-AC-AA100-F
AA100G64DC		10G/25G 40G/100G	-	(20) 4x 10G	(20) 4x 25G	(64) QSFP+	(64) QSFP28	PSU-48V-AA100-F

## Pluggables & Cables:

Model #	Description
SFPTX	SFP 10/100/1000 Copper RJ-45 Connector
SFPSX	SFP 1000Base-SX Multi-Mode Fiber LC Connector
SFPLX	SFP 1000Base-LX Single Mode Fiber LC Connector
SFP+SR	SFP+ Dual Speed 1 Gigabit-SX / 10 Gigabit-SR Multi-Mode Fiber LC Connector
SFP+LR	SFP+ Dual Speed 1 Gigabit-LX / 10 Gigabit-LR Single Mode Fiber LC Connector
SFP+SR10	SFP+ 10Gigabit-SR Multi-Mode Fiber LC Connector - only supports 10G
SFP+LR10	SFP+ 10Gigabit-LR Multi-Mode Fiber LC Connector - only supports 10G
TWINAX3M	Twinax Copper Direct Connect Cable SFP+ to SFP+ 10Gigabit, Pre-Cut 3 Meter*
QSFP+40GBiDi	QSFP+ 40Gigabit-SR-BiDi Multi-Mode Fiber LC Connector
QSFP+40G	QSFP+ 40Gigabit-SR Multi-Mode Fiber MPO-12 Connector
QSFP+40-LR4	QSFP+ 40Gigabit-LR4 Single Mode Fiber LC Connector
QSFP28-4SFP28-Cable_1	100 Gigabit Ethernet QSFP28 to (4) x 25 Gigabit Ethernet SFP28 Splitter Cable, 1 Meter

\*Also available in 5 and 10 meters.

### AA1G52ACv2 1U Chassis Specifications:

Max system throughput: 88Gbps  
 Support for: SFP / SFP+, LR, SR, LX, SX, TX  
 Operating Temp: 0°C ~ 45°C (32°F ~ 113°F)  
 Operating Humidity: 5% ~ 95% non-condensing  
 Dimensions (H x W x D): 1.7" x 17.3" x 16.1" (43.18mm x 439.42mm x 408.94mm)

### AA10G54AC/DC 1U Chassis Specifications:

Max system throughput: 720Gbps  
 Support for: SFP / SFP+, LS, LR, SX, LX, TX, SR  
 Operating Temp: 0°C ~ 40°C (32°F ~ 104°F) Operating Humidity: 5% ~ 90%  
 Dimensions (H x W x D): 1.71" x 17.4" x 18.6" (43.43mm x 441.96mm x 472.44mm)

### AA100G32AC/DC 1U Chassis Specifications:

Support for: QSFP28, SFP+ (SR, LR, ER)  
 Operating Temp: 0°C ~ 45°C (32°F ~ 113°F)  
 Operating Humidity: 20% ~ 80% non-condensing  
 Dimensions (H x W x D): 1.75" x 17.3" x 16" (44.45mm x 439.42mm x 406.40mm)  
 AC Input: 100-240V, 6.0-3.0 A, 50-60 HZ  
 DC Output: +12V / 33.0 A, +5 Vsb / 3.0 A, Combined +12 and +5Vsb output is 400 Watts

### AA100G64AC/DC 2U Chassis Specifications:

Fans: Hot swappable 3 + 1 Redundant fans  
 Operating Temp: 0°C ~ 45°C (32°F ~ 113°F)  
 Operating Humidity: 5% ~ 95% non-condensing  
 Power: 600W  
 Dimensions (H x W x D): 3.5" x 17.2" x 22.8" (88.90mm x 436.88mm x 579.12mm)



This document is for informational purposes only. The information in this document, believed by Garland Technology to be accurate as of the date of publication, is subject to change without notice. Garland Technology assumes no responsibility for any errors or omissions in this document and shall have no obligation to you as a result of having made this document available to you or based upon the information it contains. ©2021 Garland Technology LLC. All Rights Reserved